




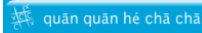


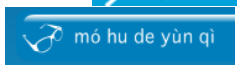
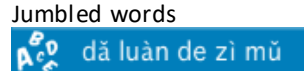





Year 6 Timetable Week Beginning 29-06-20

	Monday	Tuesday	Wednesday	Thursday	Friday
Engl ish	Writing: Research What are Sonnets? Who wrote them? How many did they write? What else are they known as? How do they compare to other forms of poems?	SPAG: Spelling www.activelearn.co.uk commas for clarity	Bug Club www.activelearn.co.uk Read a chapter from your book and answer the questions.	Writing: Analysing a sonnet Read the 2 sonnets on the attached sheet. How would you describe the rhyming pattern? What is the sonnet about? Why do you think William Shakespeare wrote the sonnet?	Cracking Comprehension - Year 4 –Non-fiction: The Republic of Madagascar https://my.risingstars-uk.com/Resourcebank.aspx?tid=6cbd4bf7-527e-4c49-b918-fbaf88b1f57b&fn
Mat hs	https://www.activelearnprimary.co.uk/ Adding using place value - Activity sheet 6.2	https://www.activelearnprimary.co.uk/ Order of operations and Emoji algebra	https://www.activelearnprimary.co.uk/ Adding pairs of 3-digit multiples of 10	https://www.activelearnprimary.co.uk/ Place value in numbers with two decimal places.	https://www.activelearnprimary.co.uk/ QM 6.30.5 Driving Test 30
	https://www.mymaths.co.uk Estimating calculations	https://www.mymaths.co.uk More addition and subtraction	https://www.mymaths.co.uk Multiply triple digits	https://www.mymaths.co.uk Sequences	https://www.mymaths.co.uk Equations- one step
MFL	Linguascope (Hanzi) – No. (Tens) Demonstration  Memory game 	Linguascope (Hanzi) – No. (Tens) Demonstration  Matching 	Linguascope (Hanzi) – colour Demonstration  Noughts and crosses  Snap 	Linguascope (Hanzi) – colour Demonstration  Blurr  Jumbled words 	Linguascope (Hanzi) – No. (1-10) Demonstration  Noughts and crosses  Snap 
	Duolingo 20 minutes – Collect 100 XP	Duolingo 20 minutes – Collect 100 XP	Duolingo 20 minutes - Collect 100 XP	Duolingo 20 minutes - Collect 100 XP	Duolingo 20 minutes – Collect 100 XP
	Power Point Wk 15 online with recording of teachers	Revise Power Point Wk 15 with recording of teachers	Watch Video – Guzheng 1- Chinese Classical Instruments	Revise Power Point Wk 15 with recording of teachers	Watch Video – Guzheng 2- 'Swordsman' Theme Song

Year 6 Timetable Week Beginning 29-06-20

PM	Monday	Tuesday	Wednesday	Thursday	Friday
	STEM 6T	Stem 6H	Humanities	Art	Votes for schools
	<p>In this 3-week project you are going to design and make a simple seismograph that measures shaking from an earthquake.</p> <p>STEP 2: Plan and draw a diagram of a simple seismograph. List the materials required and the steps you will follow to make it. Consider how you will strengthen the wooden frame.</p> <p>If you need some help take a look at this video on YouTube.</p> <p>https://www.youtube.com/watch?v=41RzGwZINOk</p>	<p>In this 3 week project you are going to design and make a model floating garden that could survive a flash flood.</p> <p>STEP 2: Plan and draw a diagram of the floating garden. List the materials required and the steps you will follow to make it. It should be 20cm by 30cm in size</p>	<p>How should we remember the contribution made by our community during the World Wars?</p> <p>Do you think it helps us to remember all the people in our locality who contributed to the war effort and whose lives were affected by the wars? Why? How are they remembered? (Think of Central Park) Use the examples to design a war memorial – would you keep it traditional or more modern?</p>	<p>5 minute skills Use the template in this week's folder to help you complete the task.</p> <p>Skill focus: Shape, shading and shadow.</p> <p>Analyse the picture- how many different colours can you see? How many shades of each colour? What emotion is portrayed in this image? How do you know? Start by doing a basic outline with a pencil, then add detail using shapes, shading and shadow for effect.</p>	<p>Are you ready for a new normal?</p> <p>See the PowerPoint in the weekly folder</p>



Continue to work through these books completing **1 page from each book per week.**

Remember to also have a go at the Gig and Garage activities on Times Tables Rockstars <https://play.ttrockstars.com/auth/school>