












Year 6 Timetable Week Beginning 06-04-20

| | Monday | Tuesday | Wednesday | Thursday | Friday |
|---|--|--|---|---|---|
| English | SAT's pack week 13 Reading | SAT's pack week 13 Grammar | Bug Club www.activelearn.co.uk Read a chapter from your book and answer the questions. | SAT's pack week 13 Punctuation | SAT's pack week 13 Spelling |
| Maths | Active learn - <u>Doubling 2-digit numbers (QM 6.2.2)</u> | Active learn - <u>4 and 8 times-tables (QM 6.2.3)</u> | Active learn - <u>Comparing 5- and 6-digit numbers (QM 6.2.4)</u> | Active learn - <u>Reading and writing amounts of money (QM 6.3.1)</u> | Active learn - <u>Ordering negative and positive numbers (QM 6.3.2)</u> |
| | MyMaths Modelling percentages www.mymaths.co.uk | SAT's pack week 13 Arithmetic | MyMaths Modelling % increase and decrease www.mymaths.co.uk | SAT's pack week 13 Number, ratio & algebra | SAT's pack week 13 Geometry, measures & statistics |
| MFL | Linguascope (Hanzi) – No. (Tens) Demonstration  Multiple Choice  | Linguascope (Hanzi) – colour Demonstration  Memory game  | Linguascope (Hanzi) – colour Demonstration  Matching  | Linguascope (Hanzi) – No. (1-10) Demonstration  Memory game  | Linguascope (Hanzi) – No. (1-10) Demonstration  Matching  |
| | Duolingo 20 minutes – Name lesson 1 | Duolingo 20 minutes – Food lesson 1 | Duolingo 20 minutes – Name lesson 2 | Duolingo 20 minutes – Food lesson 2 | Duolingo 20 minutes – Name lesson 3 |
| | Power Point Wk 3 | Revise Power Point Wk 3 | Watch Video – Qingming Festival 1 | Revise Power Point Wk 3 | Watch Video – Qingming Festival 1 |
| PM | Monday | Tuesday | Wednesday | Thursday | Friday |
| | Science | RE | Humanities | Humanities | Science |
| | What are rainbows? Use the guide sheet to create your own rainbow. | How is Easter shown in church? Use the examples of stained-glass windows to create your own Easter themed one. This could be drawn, made (3D) or computerised. | What can we tell people about the Ancient Greeks? Use the template to create a detailed information page about everything you have learned about the Ancient Greeks (you can add extra research and drawings too). This can be handwritten using the template or type straight onto the template. | What can we tell people about the Ancient Greeks? Use the template to create a detailed information page about everything you have learned about the Ancient Greeks (you can add extra research and drawings too). This can be handwritten using the template or type straight onto the template. | Explain the role of light in the production of colour. Draw your own colour wheel and explain which colours are primary, secondary and tertiary. |
|  | Continue to work through these books completing 1 page from each book per week. | | | | |

Year 6 Timetable Week Beginning 06-04-20

