


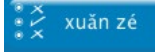


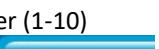
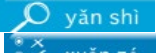

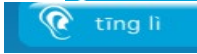



Year 6 Timetable Week Beginning 15-06-20

	Monday	Tuesday	Wednesday	Thursday	Friday
English	Writing: Character Description – Lady Macbeth. https://www.bbc.co.uk/teach/class-clips-video/english-ks2-macbeth-ep3/z4mkxyc Watch the clip and summarise Lady Macbeth’s character and actions. (see attached sheet)	SPAG: Spelling www.activelearn.co.uk Dictionary Work	Bug Club www.activelearn.co.uk Read a chapter from your book and answer the questions.	Writing: Descriptive Scene – The Banquet https://www.bbc.co.uk/teach/class-clips-video/english-ks2-macbeth-ep3/z4mkxyc Describe the banquet (feast) scene from the perspective of Macbeth. How are the characters behaving? What is the atmosphere like? Use your 5 senses to describe events.	Rising Stars Cracking Comprehension: Poetry: Dragon Dance - Max Fatchen
Maths	https://www.activelearnprimary.co.uk . Multiplying by 0.1 (finding one tenth)	https://www.activelearnprimary.co.uk . Multiplying lengths	https://www.activelearnprimary.co.uk . Multiplication powerpoint	https://www.activelearnprimary.co.uk . Always, sometimes, never - test your predictions	https://www.activelearnprimary.co.uk . Driving Test 25
	https://www.mymaths.co.uk Real life graphs	https://www.mymaths.co.uk Grouping data	https://www.mymaths.co.uk Line Graphs	https://www.mymaths.co.uk Distance time graphs	https://www.mymaths.co.uk Reading pie charts
MFL	Linguascope pinyin – colour Demonstration  Listening 	Linguascope pinyin – colour Demonstration  Multiple Choice 	Linguascope pinyin – No.(1-10) Demonstration  Listening 	Linguascope pinyin – number (1-10) Demonstration  Multiple Choice 	Linguascope pinyin – No. (10-100) Demonstration  Listening 
	Duolingo 20 minutes – Collect 100 XP	Duolingo 20 minutes – Collect 100 XP	Duolingo 20 minutes - Collect 100 XP	Duolingo 20 minutes - Collect 100 XP	Duolingo 20 minutes – Collect 100 XP
	Power Point Wk 13 online with recording of teachers	Revise Power Point Wk 13 with recording of teachers	Watch Video – Chinese painting 1	Revise Power Point Wk 13 with recording of teachers	Watch Video – Chinese painting 2

Year 6 Timetable Week Beginning 15-06-20

P M	Monday	Tuesday	Wednesday	Thursday	Friday
	STEM 6T	Stem 6H	Humanities	Art	Votes for schools
<p>Share your research on your five animals that live in/around Antarctica.</p> <p>Make sure to describe how they are able to survive and how their surroundings have affected their body features. What makes your memes funny?</p>	<p>Create a presentation on one selected migrating bird, explaining the journey that the bird has taken before arriving in the UK. What questions would you design for your card?</p>	<p>How did the World Wars change daily life?</p> <p>How do you think daily lives changed? Why do you think there were shortages?</p> <p>Do you think the shortages would have the same impact on everyone (rich and poor, rural and urban)?</p> <p>What is meant by rationing?</p> <p>What types of food do you think would need to be rationed?</p> <p>What is the effect of wartime recipes? Look at the examples – what do you notice? (attached sheet)</p>	<p><u>5 minute skills</u> Use the template in this week's folder to help you complete the task.</p> <p>Skill focus: 'Different lines'</p> <p>Draw your own wildflower meadow using a range of colours, shades, shapes and lines.</p>	<p>Will the recent anti-racism protests lead to change in the US?</p> <p>See the PowerPoint in the weekly folder</p>	
 <p style="background-color: yellow;">Continue to work through these books completing 1 page from each book per week.</p> <p style="background-color: yellow;">Remember to also have a go at the Gig and Garage activities on Times Tables Rockstars https://play.trockstars.com/auth/school</p>					