
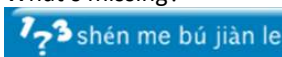




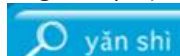



Year 6 Timetable Week Beginning 13-07-20

	Monday	Tuesday	Wednesday	Thursday	Friday
English	<p>Writing: Book Review</p> <p>Think of a book you have read either at home, in school or online and write a book review of it. Consider the reasons as to why you have chosen the book. See attached template</p>	<p>SPAG: Spelling www.activelearn.co.uk word origins</p>	<p>Bug Club www.activelearn.co.uk Read a chapter from your book and answer the questions.</p>	<p>Writing: Interview an author. Choose an author (past or present) and think of interview style questions you would ask them given the opportunity to.</p>	<p>Cracking Comprehension - Year 4 – Fiction: The Adventures of Huckleberry Finn - Mark Twain</p>
Maths	<p>https://www.activelearnprimary.co.uk/ Place value puzzle</p>	<p>https://www.activelearnprimary.co.uk/ Using short division and remainders</p>	<p>https://www.activelearnprimary.co.uk/ Solving and checking multiplication problems</p>	<p>https://www.activelearnprimary.co.uk/ Number properties</p>	<p>https://www.activelearnprimary.co.uk/ Ordering currency amounts</p>
	<p>https://www.mymaths.co.uk Squares and cubes</p>	<p>https://www.mymaths.co.uk Highest common factor</p>	<p>https://www.mymaths.co.uk Lowest common multiple</p>	<p>https://www.mymaths.co.uk Brackets</p>	<p>https://www.mymaths.co.uk Plotting graph lines</p>
MFL	<p>Linguascope (Hanzi) – No. (1-10)) Demonstration  What's missing? </p>	<p>Linguascope (Hanzi) – No. (1-10)  End of unit tests </p>	<p>Linguascope (Hanzi) – No. (Tens) Demonstration  What's missing? </p>	<p>Linguascope (Hanzi) – No. (Tens)  Demonstration End of unit tests </p>	<p>Linguascope (Hanzi) – Number 1 – 10, tens and colours General revision</p>
	Duolingo 20 minutes – Collect 100 XP	Duolingo 20 minutes – Collect 100 XP	Duolingo 20 minutes - Collect 100 XP	Duolingo 20 minutes - Collect 100 XP	Duolingo 20 minutes – Collect 100 XP
	Power Point Wk 17	Revise Power Point Wk 17	Watch Video – Chinese Tea 1 and What are China's 4 New Great Inventions_	Revise Power Point Wk 17	Watch Video – Chinese Tea 2 and What are China's 4 New Great Inventions_

Year 6 Timetable Week Beginning 13-07-20

PM	Monday	Tuesday	Wednesday	Thursday	Friday
	STEM 6T	STEM 6H	Humanities	Art	Votes for schools
	<p>Finish the construction of your seismograph and present it to your friends/ family.</p> <p>What makes it effective?</p> <p>What did you do well?</p> <p>What changes could you make if you built another seismograph?</p> <p>Which materials worked well and which would you change?</p> <p>How do you know you were successful?</p>	<p>Finish the construction of your floating garden raft and present it to your friends/ family.</p> <p>What makes it effective?</p> <p>What did you do well?</p> <p>What changes could you make if you built another seismograph?</p> <p>Which materials worked well and which would you change?</p> <p>How do you know you were successful?</p>	<p>What can we enquire about the past?</p> <p>Look at the attached documents of artefacts from World War 1 and 2.</p> <p>Consider what you think it is, why it was used, how important it was.</p>	<p>5 minute skills Use the template in this week's folder to help you complete the task.</p> <p>Skill focus: Leaf tracing- collect some leaves and create your own beautiful prints! see the video for some ideas.</p> <p>https://www.youtube.com/watch?v=W66TAqCT4hc</p>	<p>Are conspiracy theories more dangerous than we realise?</p> <p>See the PowerPoint in the weekly folder</p>



Continue to work through these books completing **1 page from each book per week.**

Remember to also have a go at the Gig and Garage activities on Times Tables Rockstars <https://play.ttrockstars.com/auth/school>