

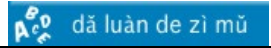












Year 6 Timetable Week Beginning 27-04-20

	Monday	Tuesday	Wednesday	Thursday	Friday
English	SAT's pack week 15 Reading	Grammar and Spelling www.activelearn.co.uk Degrees of possibility Silent Letters	Bug Club www.activelearn.co.uk Read a chapter from your book and answer the questions.	SAT's pack week 15 Grammar, punctuation and Spelling.	Rising Stars – Cracking Comprehension https://my.risingstars-uk.com/ Non-Fiction: Sweet Peas
Maths	Active learn - https://www.activelearnprimary.co.uk/resource/284689 Multiplying fractions	Active learn - https://www.activelearnprimary.co.uk/resource/284699 Fractions	Active learn - https://www.activelearnprimary.co.uk/resource/175003 Fractions as operators	Active learn - https://www.activelearnprimary.co.uk/resource/174827 Effect of multiplying	Active learn - https://www.activelearnprimary.co.uk/resource/621934 -Fractions Mastery Checkpoint
	Number- 'Addition and Subtraction Problems' Lesson and practice https://www.mymaths.co.uk	SAT's pack week 15 Arithmetic- Multiplying and Dividing fractions	Number- 'Addition and Subtraction Problems' Home work activity https://www.mymaths.co.uk	SAT's pack week 15 Number, ratio & algebra – patterns and sequences	SAT's pack week 15 Geometry, measures & statistics – Tables charts and graphs.
MFL	Linguascope (Hanzi)– No. (1-10) Demonstration  Blurr  Jumbled words 	Linguascope (Hanzi)– No. (1-10) Demonstration  Noughts and crosses  Snap 	Linguascope (Hanzi)– No. (Tens) Demonstration  Blurr  Jumbled words 	Linguascope (Hanzi)– colour Demonstration  What's missing? 	Linguascope (Hanzi)– colour Demonstration  End of unit tests 
	Duolingo 20 minutes – Collect 100 XP	Duolingo 20 minutes – Collect 100 XP	Duolingo 20 minutes - Collect 100 XP	Duolingo 20 minutes - Collect 100 XP	Duolingo 20 minutes – Collect 100 XP
	Power Point Wk 6 online with recording of teachers	Revise Power Point Wk 6 with recording of teachers	Watch Video – Writing Brush 1	Revise Power Point Wk 6 with recording of teachers	Watch Video - Writing Brush 2
PM	Monday	Tuesday	Wednesday	Thursday	Friday
	Science	RE	Humanities	Humanities	Science
	Will the bulb light? Look at each circuit and explain if it will work or not? Remember what an effective circuit needs to work.	What qualities do leaders possess? What are personal qualities? What are the personal qualities of a school councillor or head boy/girl? Research religious leaders and qualities they possess.	What are the homes like in our area? Using google maps – list the different styles/types of home there are in Newham. Why do you think there are more flats/apartments being built than houses?	How will new homes look in the future? Design (draw) a new home for the future. Think about sustainability, resources, materials, location.	How many ways is energy being wasted? (Look at the picture attached) Write your own set of instructions for saving energy at home. What about at school?

Year 6 Timetable Week Beginning 27-04-20



Continue to work through these books completing **1 page from each book** per week.