







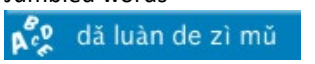

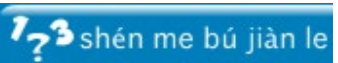

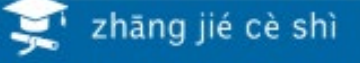



Year 6 Timetable Week Beginning 08-06-20

	Monday	Tuesday	Wednesday	Thursday	Friday
English	Writing: 1 st person narrative – Write recount from perspective of Macbeth or Banquo. Describe the scene on the heath and meeting the 3 witches. Based on the clip – https://www.bbc.co.uk/teach/class-clips-video/english-ks2-macbeth-ep1/zfqv8xs	SPAG: Spelling – parenthesis https://www.activelearnprimary.co.uk/	Bug Club www.activelearn.co.uk Read a chapter from your book and answer the questions.	Writing: 1 st person perspective – write a diary entry being Macbeth outlining his thoughts and feelings towards recent events. (Using the past tense) Consider: what are his plans for the future? What should he do? (use the future tense)	Rising Stars Cracking Comprehension: Non-Fiction – Esperanto https://my.risingstars-uk.com/Default.aspx?testid=26252&u=0146e7a4-9f2f-45a3-9074-746446e1c98d
Maths	https://www.activelearnprimary.co.uk . QM 6.28.1 Spotting multiples of 0-4, 0-5 and 0-6	https://www.activelearnprimary.co.uk . QM 6.28.2 Subtracting 2-digit numbers	https://www.activelearnprimary.co.uk . QM 6.28.3 Rounding to the nearest 1000	https://www.activelearnprimary.co.uk . Calculate missing angles, area and perimeter – homework sheet	https://www.activelearnprimary.co.uk . QM 6.28.5 Driving Test 28
	https://www.mymaths.co.uk Angles 2	https://www.mymaths.co.uk Angles 3	https://www.mymaths.co.uk Properties of triangles	https://www.mymaths.co.uk Lines and quadrilaterals	https://www.mymaths.co.uk Rectangles and irregular polygons
MFL	Linguascope (Hanzi)– Family - Family Members Demonstration  Blurr  Jumbled words 	Linguascope (Hanzi)– Family - My pets Demonstration  Noughts and crosses  Snap 	Linguascope (Hanzi)– Family - My pets Demonstration  Blurr  Jumbled words 	Linguascope (Hanzi)– Food - Fruits Demonstration  What's missing? 	Linguascope (Hanzi)– Food - Fruits Demonstration  End of Unit Test 
	Duolingo 20 minutes – Collect 100 XP	Duolingo 20 minutes – Collect 100 XP	Duolingo 20 minutes - Collect 100 XP	Duolingo 20 minutes - Collect 100 XP	Duolingo 20 minutes – Collect 100 XP
	Power Point Wk 11 online with recording of teachers	Revise Power Point Wk 11 with recording of teachers	Watch Video – Red-Bamboo 1 online	Revise Power Point Wk 11 with recording of teachers	Watch Video – Red- Bamboo 2 online

Year 6 Timetable Week Beginning 08-06-20

	Monday	Tuesday	Wednesday	Thursday	Friday
PM	STEM 6T	Stem 6H	Humanities	Art	Votes for schools
	<p>Select and draw 5 Antarctic animals that you might use to create a humorous meme.</p> <p>Use the Internet to research ideas. You must use animals that live in the Antarctic environment.</p> <p>Decide which order you want the 5 images in.</p> <p>Save your work on Microsoft Word or PowerPoint.</p>	<p>Which birds migrate to the UK and which routes do they travel?</p> <p>What physical conditions of the environment cause the birds to migrate?</p> <p>What can you find out about the Cuckoo, Manx Shearwater and Brent goose?</p> <p>Save your work on Microsoft Word or PowerPoint.</p>	<p>How did the wars impact children's lives in our locality? Consider the life of children during the war. How do you think their life changed? What would be different? Would anything remain the same?</p> <p>What is an evacuee? Do you think our locality be more likely to have children being evacuated from it or to it? Why? If you were a child during the war would you have wanted to stay or be evacuated why? (use attached sheet 'war children sources)</p>	<p>5 minute skills Use the template in this week's folder to help you complete the 4 drawings</p> <p>Skill focus: 'Making stronger drawings' -explore how drawing on different surfaces helps encourage stronger mark making.</p>	<p>Should we shut down zoos?</p> <p>See the PowerPoint in the weekly folder</p>
<div style="display: flex; align-items: flex-start;">  <div> <p style="background-color: yellow; padding: 5px;">Continue to work through these books completing 1 page from each book per week.</p> <p style="background-color: yellow; padding: 5px;">Remember to also have a go at the Gig and Garage activities on Times Tables Rockstars https://play.ttrockstars.com/auth/school</p> </div> </div>					